

**2023****ASBK Round 1**
**World SBK  
Phillip Island GP Circuit  
24-26 February 2023**

**GRAND RIDGE  
BREWERY**  
AUSTRALIAN ROUND
**AUSTRALIAN SUPERSPORT 300 CHAMPIONSHIP****Qualifying**
 Date: 24/02/23  
 Event: Q01  
 Weather: Sunny - Temp: 29.5C  
 Track: Dry - Temp: 42.0C

 Started at: 13:04:37  
 Laps: 20 Min  
 Starters: 26  
 Posted at: 13:31
**CLASSIFICATION**

Pos	No	Name	Machine	Fastest Lap	On Lap	Behind Leader	Behind Prev	Top Speed
1	26	Cameron SWAIN (QLD)	Yamaha YZF-R3	1:49.748	6 of 10			197
2	25	Brodie GAWITH (VIC) / Megacycle Race Team / Sproutwell Greenhouses / Link Intl / Ricondi / Race and Road	Yamaha YZF-R3	1:49.763	10 of 11	.015	.015	198
3	32	Jai RUSSO (NSW) / Russo Performance	Yamaha YZF-R3	1:49.896	11 of 11	.148	.133	203
4	12	Henry SNELL (QLD) / Megacycle Racing / HLM / SHAS / Tassal Group / Whitsunday Sands Resort / Link / Ricondi	Yamaha YZF-R3	1:50.187	9 of 10	.439	.291	198
5	20	Casey MIDDLETON (QLD) / RaceDNA / Dunlop / XXXRatedRaceSuspension / KTY Helmets	Kawasaki Ninja	1:51.208	2 of 11	1.460	1.021	202
6	97	Peter NERLICH (VIC) / First Class Motorcycles / Rick Heffernan Racing	Kawasaki Ninja	1:51.355	10 of 10	1.607	.147	203
7	57	Cooper ROWNTREE (SA) / Anytime Fitness / Baseline Fabrication	Yamaha YZF-R3	1:51.630	4 of 9	1.882	.275	197
8	95	Tara MORRISON (SA) / Fearless Motorcycles	Kawasaki Ninja	1:51.650	11 of 11	1.902	.020	203
9	13	Marcus HAMOD (NSW) / Motocity / Link International / AGV / Pirelli / TCX Boots / Motul / Jekyl @ Hyde	Yamaha YZF-R3	1:51.653	9 of 11	1.905	.003	200
10	2	Luke JHONSTON (VIC) / Track Sliders, RBT Services / AGV Helmets / Moto Garage / Moto Go	Yamaha YZF-R3	1:51.789	2 of 11	2.041	.136	195
11	51	Sam PEZZETTA (SA) / Unitech Building Services / Remo Contractors / AUS Crush & Recycle / SA Profiling	Yamaha YZF-R3	1:51.914	9 of 11	2.166	.125	197
12	11	Brandon DEMMERY (NSW) / SureFlight / Demmery Motorsport / Mini RevHeads	Yamaha YZF-R3	1:51.929	7 of 11	2.181	.015	202
13	68	Ryan LARKIN (VIC)	Yamaha YZF-R3	1:52.074	11 of 11	2.326	.145	194
14	48	Valentino KNEZOVIC (NSW) / Motocity / Slipstream Cleaning / All Hour Motorcycle Tyres / Mumford Electrical	Yamaha YZF-R3	1:52.083	9 of 11	2.335	.009	197
15	14	Harrison WATTS (QLD) / TeamBWR / RBM Racing / Dunlop / Race DNA / Evolution Sports Group / Ricondi	Yamaha YZF-R3	1:52.580	6 of 10	2.832	.497	197
16	17	Joshua NEWMAN (NSW) / GCE Australia / Wet4U Race Fairings / GASD / Arai Helmets / Ixon / Gaerne Boots	Kawasaki Ninja	1:52.681	2 of 11	2.933	.101	205
17	222	Lincoln KNIGHT (NSW) / Knights Fencing / Excite Motorports	Yamaha YZF-R3	1:52.717	3 of 10	2.969	.036	202
18	33	Jordy SIMPSON (SA) / YRD / SBS Brakes / Kenma Aust. / Race Bike Serv. / AMX S-stores / Alpinestars / Simpson Crash	Yamaha YZF-R3	1:52.824	11 of 11	3.076	.107	198
19	15	Daley MILLS (QLD) / RaceDNA / Dunlop / XXXRatedRaceSuspension / KYT Helmets	Kawasaki Ninja	1:54.045	2 of 10	4.297	1.221	198
20	55	Steve SFORZIN (VIC) / Race Bike Tyre Suppliers / Axle Armor / Tracksliders / Altrafit / Well Spung Suspension	Kawasaki Ninja	1:54.071	5 of 11	4.323	.026	202
21	87	Brock QUINLAN (SA) / RaceDNA / Dunlop / XXXRatedRaceSuspension / KYT Helmets / THR Developments	Kawasaki Ninja	1:54.904	7 of 11	5.156	.833	199
22	72	Ryder GILBERT (SA) / Eagle Drones / Gilbert Design & Construct / Sturt Stump Cutters / Routleys Plumbing	Yamaha YZF-R3	1:55.246	10 of 11	5.498	.342	190
23	27	Calvin MOYLAN (WA) / RaceDNA / Dunlop / XXXRatedRaceSuspension / KYT Helmets	Kawasaki Ninja	1:55.461	6 of 11	5.713	.215	200
24	88	Abbie CAMERON (WA) / Mototech TT / Ricondi / Race & Road / Ozsteel Design / Collie Motoplex / Trakdayz	Yamaha YZF-R3	1:56.438	2 of 10	6.690	.977	188
25	65	Will NASSIF (NSW) / Orange Theory Mosman / Race Dynamics Performance	Yamaha YZF-R3	1:57.648	9 of 9	7.900	1.210	190
26	18	Phoenix AGAR (SA) / Yamaha World & Royal Enfield / DFK Gray Perry / Link International	Yamaha YZF-R3	2:01.306	3 of 9	11.558	3.658	187

Current qualifying record for SS300 class - 1:47.696 by Hunter FORD (NSW) on a Yamaha YZF-R3 set on 13/10/18

\*\*\* ALL RIDERS QUALIFY \*\*\*

The results are provisional until the end of the time limit for protests and appeals.

  
 Chief Timekeeper - Scott Lang

  
 Race Director - Tom Williams

[www.computime.com.au](http://www.computime.com.au)  
**COMPUTIME RACE TIMING SYSTEMS PTY LTD**


**2023****ASBK Round 1**
**World SBK  
Phillip Island GP Circuit  
24-26 February 2023**


**GRAND RIDGE  
BREWERY**  
AUSTRALIAN ROUND
**AUSTRALIAN SUPERSPORT 300 CHAMPIONSHIP****Qualifying**
Date: 24/02/23  
Event: Q01  
Weather: Sunny - Temp: 29.5C  
Track: Dry - Temp: 42.0C

Started at: 13:04:37  
Laps: 20 Min  
Starters: 26  
Posted at: 13:31
**LAP TIMES**

No	Name	Lap 1	Lap 2	Lap 3	Lap 4	Lap 5	Lap 6	Lap 7	Lap 8	Lap 9	Lap 10	Lap 11
2	Luke JHONSTON (VIC)	1:53.523	<b>1:51.789</b>	1:55.323	1:52.841	1:52.068	1:52.827	1:52.280	1:52.416	1:52.368	1:52.000	1:52.371
11	Brandon DEMMERY (NSW)	1:52.990	1:52.184	1:52.473	1:52.734	1:52.538	1:52.733	<b>1:51.929</b>	1:52.727	1:52.370	1:51.990	1:52.382
12	Henry SNELL (QLD)	1:53.638	1:51.810	1:59.003	1:52.775	1:53.872	3:25.346	2:07.606	1:53.862	<b>1:50.187</b>	2:00.208	
13	Marcus HAMOD (NSW)	1:55.359	1:53.032	1:52.144	1:53.805	1:52.960	1:53.306	2:13.681	1:54.304	<b>1:51.653</b>	1:52.386	1:52.320
14	Harrison WATTS (QLD)	2:07.304	1:54.194	2:57.411	1:59.764	1:53.090	<b>1:52.580</b>	2:02.548	1:56.765	1:52.689	1:52.831	
15	Daley MILLS (QLD)	1:55.457	<b>1:54.045</b>	1:55.448	1:54.300	1:56.416	2:00.638	2:41.175	2:11.091	1:58.586	1:57.463	
17	Joshua NEWMAN (NSW)	1:53.163	<b>1:52.681</b>	1:55.320	1:53.697	1:53.051	1:54.168	2:06.390	1:54.129	2:31.418	1:58.009	1:53.405
18	Phoenix AGAR (SA)	2:03.295	2:04.857	<b>2:01.306</b>	3:33.611	2:07.495	2:03.543	2:02.135	2:02.905	2:01.977		
20	Casey MIDDLETON (QLD)	1:53.165	<b>1:51.208</b>	1:52.526	1:52.818	1:52.185	1:52.893	1:51.984	1:52.651	1:52.487	1:51.858	1:52.387
25	Brodie GAWITH (VIC)	1:53.535	1:51.970	1:58.123	1:51.410	1:50.605	1:53.903	1:51.327	1:52.155	1:54.678	<b>1:49.763</b>	2:00.781
26	Cameron SWAIN (QLD)	1:53.094	1:51.525	1:50.971	1:50.730	1:50.882	<b>1:49.748</b>	2:52.749	2:18.740	1:51.271	1:52.139	
27	Calvin MOYLAN (WA)	1:55.507	1:57.068	2:03.292	1:57.054	1:57.187	<b>1:55.461</b>	1:55.496	1:55.750	2:00.017	2:02.499	2:00.994
32	Jai RUSSO (NSW)	1:54.906	1:50.940	1:54.785	1:53.482	1:55.174	1:59.943	1:59.590	2:34.407	1:50.874	1:55.387	<b>1:49.896</b>
33	Jordy SIMPSON (SA)	1:56.136	1:54.927	1:55.838	1:55.665	2:07.661	1:54.494	1:58.876	2:04.825	2:03.438	1:54.633	<b>1:52.824</b>
48	Valentino KNEZOVIC (NSW)	1:56.150	1:54.201	1:54.674	1:53.000	1:54.512	1:52.448	2:13.679	1:53.495	<b>1:52.083</b>	1:52.675	1:53.030
51	Sam PEZZETTA (SA)	1:55.263	1:52.603	1:52.302	1:53.507	2:16.808	1:52.577	1:52.921	1:52.174	<b>1:51.914</b>	1:52.859	1:51.939
55	Steve SFORZIN (VIC)	1:54.780	1:55.928	1:55.050	1:54.117	<b>1:54.071</b>	1:54.282	1:56.197	1:54.177	1:58.766	2:23.234	2:06.066
57	Cooper ROWNTREE (SA)	1:53.434	1:52.398	1:56.172	<b>1:51.630</b>	1:57.190	1:51.673	4:33.727	2:26.144	1:58.049		
65	Will NASSIF (NSW)	4:01.109	2:06.329	1:58.167	1:58.020	1:58.292	2:34.730	2:13.711	1:58.277	<b>1:57.648</b>		
68	Ryan LARKIN (VIC)	1:53.970	1:52.881	1:52.885	1:52.919	1:53.672	1:53.443	1:52.716	1:52.294	1:52.583	1:52.413	<b>1:52.074</b>
72	Ryder GILBERT (SA)	1:57.688	1:56.065	1:56.852	1:55.917	1:55.718	1:55.660	1:56.975	1:56.011	1:55.893	<b>1:55.246</b>	1:55.310
87	Brock QUINLAN (SA)	1:57.550	1:58.089	1:58.307	1:57.256	1:56.954	1:56.055	<b>1:54.904</b>	1:58.099	1:56.609	1:57.889	1:55.989
88	Abbie CAMERON (WA)	1:58.255	<b>1:56.438</b>	1:57.060	1:58.773	1:57.934	1:56.852	1:56.878	1:58.593	1:58.216	1:57.462	
95	Tara MORRISON (SA)	1:54.630	1:52.616	1:55.650	1:52.492	1:53.564	2:01.787	1:56.466	2:14.906	2:12.909	1:54.138	<b>1:51.650</b>
97	Peter NERLICH (VIC)	1:53.561	1:52.544	1:52.778	1:52.584	3:11.727	1:57.486	1:52.915	1:52.875	1:56.783	<b>1:51.355</b>	
222	Lincoln KNIGHT (NSW)	1:54.347	1:53.316	<b>1:52.717</b>	1:52.740	1:53.858	2:01.776	1:56.737	2:50.861	2:00.349	1:53.871	

\*\*\* ALL RIDERS QUALIFY \*\*\*

The results are provisional until the end of the time limit for protests and appeals.



Chief Timekeeper - Scott Lang



Race Director - Tom Williams



[www.computime.com.au](http://www.computime.com.au)  
**COMPUTIME RACE TIMING SYSTEMS PTY LTD**



2023

## ASBK Round 1



World SBK  
Phillip Island GP Circuit  
24-26 February 2023



GRAND RIDGE  
BREWERY  
AUSTRALIAN ROUND

## AUSTRALIAN SUPERSPORT 300 CHAMPIONSHIP

## Qualifying

Date: 24/02/23  
Event: Q01  
Weather: Sunny - Temp: 29.5C  
Track: Dry - Temp: 42.0C

Started at: 13:04:37  
Laps: 20 Min  
Starters: 26  
Posted at: 13:31

## SPLIT TIMES

Lap	Split 1	Split 2	Split 3	Split 4	Lap Time	Spd	Lap	Split 1	Split 2	Split 3	Split 4	Lap Time	Spd
<b>2 Luke JHONSTON (VIC) (10th)</b>							4	26.521	<b>32.903</b>	21.901	30.819	1:52.144	199
1	26.623	33.561	22.478	30.861	1:53.523	193	5	26.528	34.086	22.503	30.688	1:53.805	198
2	26.557	<b>32.622</b>	21.833	30.777	<b>1:51.789</b>	195	6	26.815	33.023	22.049	31.073	1:52.960	199
3	26.888	35.677	21.931	30.827	1:55.323	192	7	26.840	33.444	22.068	30.954	1:53.306	190
4	26.660	33.272	22.377	30.532	1:52.841	194	8	26.595	50.411	25.182	31.493	2:13.681	192
5	<b>26.512</b>	32.824	21.885	30.847	1:52.068	190	9	27.938	33.962	<b>21.803</b>	30.601	1:54.304	194
6	26.640	33.179	21.978	31.030	1:52.827	192	10	<b>26.314</b>	33.098	21.826	<b>30.415</b>	<b>1:51.653</b>	196
7	26.554	32.968	22.022	30.736	1:52.280	190	11	26.435	33.114	21.853	30.984	1:52.386	200
8	26.563	32.820	22.142	30.891	1:52.416	191	12	26.536	33.097	21.953	30.734	1:52.320	195
9	26.689	33.240	21.771	30.668	1:52.368	191	<b>14 Harrison WATTS (QLD) (15th)</b>						
10	26.724	32.854	<b>21.742</b>	30.680	1:52.000	191	1	27.453	46.472	22.167	31.212	2:07.304	191
11	26.704	33.413	21.788	<b>30.466</b>	1:52.371	193	2	26.848	33.562	22.297	31.487	1:54.194	195
<b>11 Brandon DEMMERY (NSW) (12th)</b>							3	27.081	33.902	22.296	1:34.132	2:57.411	191
1	26.856	33.308	21.902	30.924	1:52.990	198	4	33.919	33.362	<b>21.812</b>	30.671	1:59.764 P	
2	26.212	32.963	22.328	30.681	1:52.184	195	5	27.030	33.258	22.217	<b>30.585</b>	1:53.090	187
3	26.428	32.803	22.419	30.823	1:52.473	200	6	26.802	<b>33.093</b>	21.948	30.737	<b>1:52.580</b>	197
4	26.578	33.126	22.090	30.940	1:52.734	195	7	26.865	39.404	23.523	32.756	2:02.548	189
5	26.471	33.260	<b>21.884</b>	30.923	1:52.538	191	8	26.858	34.188	22.742	32.977	1:56.765	194
6	26.534	33.206	21.989	31.004	1:52.733	202	9	<b>26.570</b>	33.339	21.868	30.912	1:52.689	196
7	26.229	<b>32.600</b>	22.306	30.794	<b>1:51.929</b>	197	10	26.637	33.234	21.973	30.987	1:52.831	194
8	<b>26.127</b>	33.792	21.944	30.864	1:52.727	197	<b>15 Daley MILLS (QLD) (19th)</b>						
9	26.348	33.189	22.218	30.615	1:52.370	194	1	27.303	33.924	21.849	32.381	1:55.457	196
10	26.447	33.163	21.938	<b>30.442</b>	1:51.990	197	2	<b>26.816</b>	33.605	<b>22.138</b>	<b>31.486</b>	<b>1:54.045</b>	198
11	26.469	33.124	22.035	30.754	1:52.382	195	3	27.331	34.137	22.474	31.506	1:55.448	197
<b>12 Henry SNELL (QLD) (4th)</b>							4	26.820	<b>33.561</b>	22.374	31.545	1:54.300	197
1	26.512	33.636	22.312	31.178	1:53.638	194	5	27.335	34.556	22.560	31.965	1:56.416	193
2	26.319	33.111	21.707	30.673	1:51.810	197	6	27.157	38.148	23.205	32.128	2:00.638	194
3	27.417	37.315	23.088	31.183	1:59.003	196	7	27.496	34.744	23.114	1:15.821	2:41.175	190
4	26.461	33.127	22.081	31.106	1:52.775	196	8	33.768	41.881	23.416	32.026	2:11.091 P	
5	27.214	33.271	22.054	31.333	1:53.872	191	9	27.683	35.958	22.591	32.354	1:58.586	193
6	28.607	36.098	23.948	1:56.693	3:25.346	183	10	27.403	34.720	22.679	32.661	1:57.463	193
7	33.873	40.385	22.273	31.075	2:07.606 P		<b>17 Joshua NEWMAN (NSW) (16th)</b>						
8	27.177	33.765	22.177	30.743	1:53.862	197	1	27.135	33.501	21.880	30.647	1:53.163	204
9	<b>26.178</b>	<b>32.683</b>	<b>21.392</b>	<b>29.934</b>	<b>1:50.187</b>	197	2	<b>26.576</b>	<b>33.006</b>	<b>22.093</b>	31.006	<b>1:52.681</b>	204
10	27.201	38.379	23.172	31.456	2:00.208	198	3	26.618	34.245	23.541	<b>30.916</b>	1:55.320	203
<b>13 Marcus HAMOD (NSW) (9th)</b>							4	27.097	33.451	22.205	30.944	1:53.697	204
1			47.242	31.619	1:18.861		5	26.668	33.152	22.099	31.132	1:53.051	203
2	27.580	34.567	22.207	31.005	1:55.359	188	6	27.003	33.617	22.459	31.089	1:54.168	205
3	26.532	33.473	22.068	30.959	1:53.032	199	7	28.030	39.218	24.493	34.649	2:06.390	199

Chief Timekeeper - Scott Lang

Race Director - Tom Williams



www.computime.com.au  
COMPUTIME RACE TIMING SYSTEMS PTY LTD



2023

## ASBK Round 1



World SBK  
Phillip Island GP Circuit  
24-26 February 2023



GRAND RIDGE  
BREWERY  
AUSTRALIAN ROUND

## AUSTRALIAN SUPERSPORT 300 CHAMPIONSHIP

## Qualifying

Date: 24/02/23  
Event: Q01  
Weather: Sunny - Temp: 29.5C  
Track: Dry - Temp: 42.0C

Started at: 13:04:37  
Laps: 20 Min  
Starters: 26  
Posted at: 13:31

## SPLIT TIMES

Lap	Split 1	Split 2	Split 3	Split 4	Lap Time	Spd	Lap	Split 1	Split 2	Split 3	Split 4	Lap Time	Spd
8	27.148	33.274	22.489	31.218	1:54.129	195	<b>26 Cameron SWAIN (QLD) (1st)</b>						
9	29.248	41.627	22.744	57.799	2:31.418	196	1			1:01.174	31.606	1:32.780	
10	30.194	33.942	22.524	31.349	1:58.009 P		2	26.773	33.517	22.230	30.574	1:53.094	193
11	26.954	33.200	22.275	30.976	1:53.405	200	3	26.287	32.802	21.838	30.598	1:51.525	194
							4	26.234	32.701	21.726	30.310	1:50.971	192
							5	26.169	<b>32.425</b>	21.844	30.292	1:50.730	196
<b>18 Phoenix AGAR (SA) (26th)</b>							6	26.122	32.659	21.943	30.158	1:50.882	194
1	29.712	36.684	23.715	33.184	2:03.295	187	7	<b>25.909</b>	32.548	<b>21.593</b>	<b>29.698</b>	<b>1:49.748</b>	196
2	<b>28.995</b>	36.105	23.515	36.242	2:04.857	187	8	26.069	50.328	25.115	1:11.237	2:52.749	197
3	29.164	35.922	<b>22.865</b>	33.355	<b>2:01.306</b>	185	9	33.307	51.474	23.191	30.768	2:18.740 P	
4	29.133	35.972	23.466	2:05.040	3:33.611	186	10	26.109	32.743	21.912	30.507	1:51.271	195
5	34.382	36.491	22.916	33.706	2:07.495 P		11	26.212	32.633	22.413	30.881	1:52.139	192
6	29.701	36.460	23.552	33.830	2:03.543	184							
7	29.208	36.060	23.656	33.211	2:02.135	185							
8	29.373	<b>35.883</b>	23.171	34.478	2:02.905	186	<b>27 Calvin MOYLAN (WA) (23th)</b>						
9	29.262	36.145	23.515	<b>33.055</b>	2:01.977	183	1	27.263	33.907	22.661	31.676	1:55.507	199
							2	27.140	34.284	22.544	33.100	1:57.068	195
							3	29.823	39.282	22.984	<b>31.203</b>	2:03.292	155
<b>20 Casey MIDDLETON (QLD) (5th)</b>							4	27.871	34.983	22.718	31.482	1:57.054	194
1	27.014	33.501	21.796	30.854	1:53.165	202	5	27.080	34.813	23.271	32.023	1:57.187	194
2	<b>26.156</b>	<b>32.550</b>	21.714	30.788	<b>1:51.208</b>	202	6	27.498	<b>33.736</b>	22.600	31.627	<b>1:55.461</b>	195
3	26.388	33.110	22.066	30.962	1:52.526	200	7	27.289	34.228	22.718	31.261	1:55.496	194
4	27.077	33.096	22.119	30.526	1:52.818	195	8	<b>26.993</b>	34.210	22.866	31.681	1:55.750	200
5	26.289	32.930	22.039	30.927	1:52.185	200	9	27.354	35.831	25.158	31.674	2:00.017	191
6	26.963	33.301	21.932	30.697	1:52.893	198	10	27.051	34.045	22.461	38.942	2:02.499	192
7	26.265	32.858	21.985	30.876	1:51.984	200	11	28.375	38.405	<b>22.396</b>	31.818	2:00.994	189
8	26.467	33.330	21.812	31.042	1:52.651	197							
9	26.929	33.237	21.970	30.351	1:52.487	197							
10	26.701	33.137	<b>21.586</b>	30.434	1:51.858	199	<b>32 Jai RUSSO (NSW) (3rd)</b>						
11	26.576	33.411	22.174	<b>30.226</b>	1:52.387	197	1	27.010	33.850	22.848	31.198	1:54.906	201
							2	26.104	32.734	21.527	30.575	1:50.940	203
							3	26.444	34.556	23.359	30.426	1:54.785	201
<b>25 Brodie GAWITH (VIC) (2nd)</b>							4	26.073	33.029	22.785	31.595	1:53.482	197
1	27.132	33.212	22.544	30.647	1:53.535	194	5	26.442	35.834	22.106	30.792	1:55.174	203
2	26.275	33.454	21.802	30.439	1:51.970	195	6	26.975	36.138	25.411	31.419	1:59.943	199
3	27.062	37.255	23.115	30.691	1:58.123	197	7	26.581	32.915	25.306	34.788	1:59.590	196
4	26.402	32.889	21.830	30.289	1:51.410	194	8	27.406	1:10.289	26.200	30.512	2:34.407	195
5	26.186	32.685	21.397	30.337	1:50.605	196	9	<b>26.051</b>	<b>32.191</b>	21.964	30.668	1:50.874	199
6	26.387	35.345	22.024	30.147	1:53.903	197	10	27.097	35.939	21.946	30.405	1:55.387	187
7	26.248	32.894	21.483	30.702	1:51.327	197	11	26.168	32.530	<b>21.457</b>	<b>29.741</b>	<b>1:49.896</b>	200
8	26.133	<b>32.598</b>	22.195	31.229	1:52.155	198							
9	27.709	33.789	22.452	30.728	1:54.678	188							
10	<b>26.056</b>	32.614	<b>21.368</b>	<b>29.725</b>	<b>1:49.763</b>	197	<b>33 Jordy SIMPSON (SA) (18th)</b>						
11	27.563	38.848	23.302	31.068	2:00.781	195	1	27.669	34.249	22.638	31.580	1:56.136	191
							2	26.999	33.739	22.580	31.609	1:54.927	196

Chief Timekeeper - Scott Lang

Race Director - Tom Williams



www.computime.com.au  
COMPUTIME RACE TIMING SYSTEMS PTY LTD




2023

## ASBK Round 1



World SBK  
Phillip Island GP Circuit  
24-26 February 2023



GRAND RIDGE  
BREWERY  
AUSTRALIAN ROUND

## AUSTRALIAN SUPERSPORT 300 CHAMPIONSHIP

## Qualifying

Date: 24/02/23  
Event: Q01  
Weather: Sunny - Temp: 29.5C  
Track: Dry - Temp: 42.0C

Started at: 13:04:37  
Laps: 20 Min  
Starters: 26  
Posted at: 13:31

## SPLIT TIMES

Lap	Split 1	Split 2	Split 3	Split 4	Lap Time	Spd	Lap	Split 1	Split 2	Split 3	Split 4	Lap Time	Spd
3	27.270	34.164	22.787	31.617	1:55.838	191	4	26.751	33.953	22.448	30.965	1:54.117	198
4	27.110	34.013	22.732	31.810	1:55.665	189	5	<b>26.606</b>	33.645	22.692	31.128	<b>1:54.071</b>	197
5	27.184	35.177	32.314	32.986	2:07.661	188	6	26.857	<b>33.577</b>	22.602	31.246	1:54.282	197
6	26.881	33.572	22.574	31.467	1:54.494	198	7	26.737	33.936	22.993	32.531	1:56.197	197
7	28.151	36.023	23.221	31.481	1:58.876	190	8	26.926	33.826	22.484	<b>30.941</b>	1:54.177	195
8	27.134	36.766	26.139	34.786	2:04.825	191	9	28.249	36.022	23.215	31.280	1:58.766	196
9	27.457	41.148	23.146	31.687	2:03.438	190	10	27.865	36.072	22.967	56.330	2:23.234	196
10	27.190	34.242	22.096	31.105	1:54.633	191	11	29.688	42.972	22.369	31.037	2:06.066 P	
11	<b>26.692</b>	<b>33.332</b>	<b>21.839</b>	<b>30.961</b>	<b>1:52.824</b>	194							

## 48 Valentino KNEZOVIC (NSW) (14th)

1			42.658	31.825	1:14.483								
2	27.285	34.738	22.807	31.320	1:56.150	191							
3	27.048	33.799	22.259	31.095	1:54.201	192							
4	27.077	34.286	22.737	30.574	1:54.674	194							
5	26.586	33.808	22.241	<b>30.365</b>	1:53.000	197							
6	<b>26.526</b>	33.555	23.423	31.008	1:54.512	195							
7	26.915	33.217	21.835	30.481	1:52.448	192							
8	26.783	50.618	24.996	31.282	2:13.679	189							
9	26.544	33.220	22.380	31.351	1:53.495	193							
10	27.238	<b>32.686</b>	<b>21.789</b>	30.370	<b>1:52.083</b>	184							
11	26.571	33.429	22.203	30.472	1:52.675	191							
12	27.205	32.727	22.559	30.539	1:53.030	183							

## 51 Sam PEZZETTA (SA) (11th)

1			47.709	31.192	1:18.901								
2	27.472	34.997	22.188	30.606	1:55.263	191							
3	<b>26.404</b>	33.465	21.917	30.817	1:52.603	195							
4	26.631	32.903	22.075	30.693	1:52.302	191							
5	26.760	33.925	22.064	30.758	1:53.507	191							
6	27.298	54.137	22.910	32.463	2:16.808	193							
7	26.640	33.015	22.130	30.792	1:52.577	190							
8	26.602	33.291	22.016	31.012	1:52.921	191							
9	26.646	33.261	21.891	<b>30.376</b>	1:52.174	192							
10	26.428	33.108	21.983	30.395	<b>1:51.914</b>	196							
11	27.306	33.290	<b>21.693</b>	30.570	1:52.859	187							
12	26.599	<b>32.755</b>	22.150	30.435	1:51.939	197							

## 55 Steve SFORZIN (VIC) (20th)

1	27.142	34.429	22.322	30.887	1:54.780	202							
2	27.551	34.129	<b>22.332</b>	31.916	1:55.928	200							
3	27.148	34.193	22.380	31.329	1:55.050	196							

## 57 Cooper ROWNTREE (SA) (7th)

1			47.843	31.088	1:18.931								
2	26.899	33.329	22.344	30.862	1:53.434	190							
3	26.599	33.059	21.941	30.799	1:52.398	192							
4	26.921	36.939	21.923	30.389	1:56.172	194							
5	<b>26.439</b>	32.971	21.995	<b>30.225</b>	<b>1:51.630</b>	197							
6	26.752	33.147	25.903	31.388	1:57.190	195							
7	26.528	<b>32.960</b>	<b>21.672</b>	30.513	1:51.673	189							
8	26.691	34.908	22.850	3:09.278	4:33.727	195							
9	31.195	33.671	22.071	59.207	2:26.144 P								
10	31.786	33.133	21.925	31.205	1:58.049 P								

## 65 Will NASSIF (NSW) (25th)

1			53.646	33.099	1:26.745								
2	29.039	34.903	23.227	2:33.940	4:01.109	188							
3	35.865	34.825	23.267	32.372	2:06.329 P								
4	28.161	34.638	23.145	32.223	1:58.167	190							
5	<b>27.984</b>	34.567	23.254	<b>32.215</b>	1:58.020	188							
6	28.338	34.276	23.221	32.457	1:58.292	188							
7	28.091	35.079	24.421	1:07.139	2:34.730	188							
8	34.675	37.661	24.153	37.222	2:13.711 P								
9	29.008	34.257	<b>22.704</b>	32.308	1:58.277	186							
10	28.247	<b>34.103</b>	22.861	32.437	<b>1:57.648</b>	188							

## 68 Ryan LARKIN (VIC) (13th)

1	27.552	33.436	21.923	31.059	1:53.970	193							
2	26.849	33.443	21.919	30.670	1:52.881	192							
3	26.731	33.124	22.327	30.703	1:52.885	193							
4	26.872	33.332	21.716	30.999	1:52.919	192							
5	27.343	33.405	21.723	31.201	1:53.672	194							
6	27.274	33.128	22.266	30.775	1:53.443	191							
7	26.717	33.379	22.000	30.620	1:52.716	191							
8	<b>26.554</b>	33.195	21.942	<b>30.603</b>	1:52.294	190							

Chief Timekeeper - Scott Lang

Race Director - Tom Williams



www.computime.com.au

COMPUTIME RACE TIMING SYSTEMS PTY LTD



2023

## ASBK Round 1



World SBK  
Phillip Island GP Circuit  
24-26 February 2023



GRAND RIDGE  
BREWERY  
AUSTRALIAN ROUND

## AUSTRALIAN SUPERSPORT 300 CHAMPIONSHIP

## Qualifying

Date: 24/02/23  
Event: Q01  
Weather: Sunny - Temp: 29.5C  
Track: Dry - Temp: 42.0C

Started at: 13:04:37  
Laps: 20 Min  
Starters: 26  
Posted at: 13:31


## SPLIT TIMES

Lap	Split 1	Split 2	Split 3	Split 4	Lap Time	Spd	Lap	Split 1	Split 2	Split 3	Split 4	Lap Time	Spd	
9	26.663	33.076	21.807	31.037	1:52.583	189	<b>95 Tara MORRISON (SA) (8th)</b>							
10	26.635	33.213	21.848	30.717	1:52.413	190	1	27.734	33.884	21.859	31.153	1:54.630	189	
11	26.728	<b>32.994</b>	<b>21.562</b>	30.790	<b>1:52.074</b>	190	2	26.379	33.190	22.005	31.042	1:52.616	199	
<b>72 Ryder GILBERT (SA) (22th)</b>							3	26.375	34.677	23.659	30.939	1:55.650	203	
1	28.040	34.866	22.811	31.971	1:57.688	187	4	26.355	33.578	<b>21.703</b>	30.856	1:52.492	202	
2	27.586	34.373	22.573	31.533	1:56.065	189	5	26.461	33.854	22.291	30.958	1:53.564	203	
3	28.137	34.423	22.768	31.524	1:56.852	190	6	27.056	36.293	26.090	32.348	2:01.787	195	
4	27.625	34.234	22.619	31.439	1:55.917	186	7	26.940	33.843	24.218	31.465	1:56.466	200	
5	27.334	34.352	22.464	31.568	1:55.718	186	8	27.115	46.826	28.497	32.468	2:14.906	196	
6	27.500	34.125	22.606	31.429	1:55.660	186	9	28.191	41.431	29.103	34.184	2:12.909	187	
7	27.930	34.202	22.647	32.196	1:56.975	176	10	28.103	33.615	21.828	30.592	1:54.138	168	
8	27.395	34.397	22.769	31.450	1:56.011	187	11	<b>26.271</b>	<b>33.188</b>	21.708	<b>30.483</b>	<b>1:51.650</b>	203	
9	<b>27.277</b>	34.180	22.709	31.727	1:55.893	185	<b>97 Peter NERLICH (VIC) (6th)</b>							
10	27.283	34.208	<b>22.382</b>	31.373	<b>1:55.246</b>	188	1			49.291	31.828	1:21.119		
11	27.337	<b>34.123</b>	22.500	<b>31.350</b>	1:55.310	186	2	27.450	33.188	22.085	30.838	1:53.561	196	
<b>87 Brock QUINLAN (SA) (21th)</b>							3	<b>26.340</b>	33.252	21.927	31.025	1:52.544	203	
1	28.073	34.557	22.768	32.152	1:57.550	195	4	26.910	33.447	<b>21.785</b>	30.636	1:52.778	203	
2	28.104	34.559	22.816	32.610	1:58.089	193	5	26.379	32.795	22.194	31.216	1:52.584	202	
3	28.629	35.052	22.739	31.887	1:58.307	189	6	27.693	51.630	23.980	1:28.424	3:11.727	190	
4	28.064	34.560	22.748	31.884	1:57.256	193	7	31.018	33.343	22.146	30.979	1:57.486 P		
5	27.595	34.114	22.684	32.561	1:56.954	189	8	26.465	33.129	22.043	31.278	1:52.915	198	
6	28.052	34.120	22.404	31.479	1:56.055	190	9	26.452	33.044	22.345	31.034	1:52.875	197	
7	<b>27.311</b>	<b>33.692</b>	22.537	<b>31.364</b>	<b>1:54.904</b>	199	10	27.099	36.996	21.854	30.834	1:56.783	197	
8	29.234	34.477	22.986	31.402	1:58.099	192	11	26.347	<b>32.714</b>	21.804	<b>30.490</b>	<b>1:51.355</b>	197	
9	27.987	34.067	22.655	31.900	1:56.609	195	<b>222 Lincoln KNIGHT (NSW) (17th)</b>							
10	27.461	34.048	22.391	33.989	1:57.889	190	1	26.976	33.973	22.430	30.968	1:54.347	202	
11	27.797	34.277	<b>22.381</b>	31.534	1:55.989	187	2	26.962	33.700	<b>22.062</b>	<b>30.592</b>	1:53.316	201	
<b>88 Abbie CAMERON (WA) (24th)</b>							3	<b>26.303</b>	33.591	22.214	30.609	<b>1:52.717</b>	202	
1	28.312	34.797	23.051	32.095	1:58.255	188	4	26.524	<b>33.094</b>	22.167	30.955	1:52.740	197	
2	27.746	<b>34.312</b>	23.029	<b>31.351</b>	<b>1:56.438</b>	187	5	27.307	33.475	22.455	30.621	1:53.858	188	
3	27.667	34.948	<b>23.003</b>	31.442	1:57.060	188	6	27.515	40.673	22.681	30.907	2:01.776	190	
4	28.269	34.696	23.700	32.108	1:58.773	186	7	26.589	33.228	25.420	31.500	1:56.737	200	
5	27.687	34.734	23.400	32.113	1:57.934	188	8	26.996	33.651	22.268	1:27.946	2:50.861	200	
6	27.589	34.553	23.210	31.500	1:56.852	187	9	32.479	34.451	22.090	31.329	2:00.349 P		
7	27.632	34.428	23.191	31.627	1:56.878	187	10	26.673	33.553	22.109	31.536	1:53.871	191	
8	<b>27.581</b>	34.491	24.375	32.146	1:58.593	188								
9	27.905	34.773	23.668	31.870	1:58.216	187								
10	27.753	34.742	23.374	31.593	1:57.462	187								

\*\*\* ALL RIDERS QUALIFY \*\*\*

The results are provisional until the end of the time limit for protests and appeals.

  
Chief Timekeeper - Scott Lang

  
Race Director - Tom Williams



www.computime.com.au  
COMPUTIME RACE TIMING SYSTEMS PTY LTD



2023

# ASBK Round 1



## World SBK Phillip Island GP Circuit 24-26 February 2023



**GRAND RIDGE  
BREWERY**  
AUSTRALIAN ROUND

### AUSTRALIAN SUPERSPORT 300 CHAMPIONSHIP

### Qualifying

Date: 24/02/23  
Event: Q01  
Weather: Sunny - Temp: 29.5C  
Track: Dry - Temp: 42.0C


Started at: 13:04:37  
Laps: 20 Min  
Starters: 26  
Posted at: 13:31

### FASTEST LAPS SEQUENCE

Race Time	No	Name	Machine	Fastest Lap	On Lap
2:34.670	25	Brodie GAWITH (VIC)	Yamaha YZF-R3	1:53.535	1
2:34.714	2	Luke JHONSTON (VIC)	Yamaha YZF-R3	1:53.523	1
2:36.997	11	Brandon DEMMERY (NSW)	Yamaha YZF-R3	1:52.990	1
4:26.503	2	Luke JHONSTON (VIC)	Yamaha YZF-R3	1:51.789	2
4:29.121	20	Casey MIDDLETON (QLD)	Kawasaki Ninja	1:51.208	2
4:30.502	32	Jai RUSSO (NSW)	Yamaha YZF-R3	1:50.940	2
8:59.100	26	Cameron SWAIN (QLD)	Yamaha YZF-R3	1:50.730	4
10:06.778	25	Brodie GAWITH (VIC)	Yamaha YZF-R3	1:50.605	5
12:39.730	26	Cameron SWAIN (QLD)	Yamaha YZF-R3	1:49.748	6

\*\*\* ALL RIDERS QUALIFY \*\*\*

The results are provisional until the end of the time limit for protests and appeals.

  
Chief Timekeeper - Scott Lang

  
Race Director - Tom Williams



[www.computime.com.au](http://www.computime.com.au)  
COMPUTIME RACE TIMING SYSTEMS PTY LTD



2023

## ASBK Round 1



World SBK  
Phillip Island GP Circuit  
24-26 February 2023



**GRAND RIDGE  
BREWERY**  
AUSTRALIAN ROUND

## AUSTRALIAN SUPERSPORT 300 CHAMPIONSHIP

## Qualifying

Date: 24/02/23  
Event: Q01  
Weather: Sunny - Temp: 29.5C  
Track: Dry - Temp: 42.0C

Started at: 13:04:37  
Laps: 20 Min  
Starters: 26  
Posted at: 13:31

## BEST PARTIAL TIMES

Pos	Split 1		Split 2		Split 3		Split 4		LAP		Ideal	Fastest
	Name	Time	Name	Time	Name	Time	Name	Time	Name	Time		
1	C. SWAIN	25.909	J. RUSSO	32.191	B. GAWITH	21.368	C. SWAIN	29.698	J. RUSSO	1:49.440	1:49.896	
2	J. RUSSO	26.051	C. SWAIN	32.425	H. SNELL	21.392	B. GAWITH	29.725	C. SWAIN	1:49.625	1:49.748	
3	B. GAWITH	26.056	C. MIDDLETO	32.550	J. RUSSO	21.457	J. RUSSO	29.741	B. GAWITH	1:49.747	1:49.763	
4	B. DEMMERY	26.127	B. GAWITH	32.598	R. LARKIN	21.562	H. SNELL	29.934	H. SNELL	1:50.187	1:50.187	
5	C. MIDDLETO	26.156	B. DEMMERY	32.600	C. MIDDLETO	21.586	C. ROWNTRE	30.225	C. MIDDLETO	1:50.518	1:51.208	
6	H. SNELL	26.178	L. JHONSTON	32.622	C. SWAIN	21.593	C. MIDDLETO	30.226	B. DEMMERY	1:51.053	1:51.929	
7	T. MORRISON	26.271	H. SNELL	32.683	C. ROWNTRE	21.672	V. KNEZOVIC	30.365	S. PEZZETTA	1:51.228	1:51.914	
8	L. KNIGHT	26.303	V. KNEZOVIC	32.686	S. PEZZETTA	21.693	S. PEZZETTA	30.376	C. ROWNTRE	1:51.296	1:51.630	
9	M. HAMOD	26.314	P. NERLICH	32.714	T. MORRISON	21.703	M. HAMOD	30.415	P. NERLICH	1:51.329	1:51.355	
10	P. NERLICH	26.340	S. PEZZETTA	32.755	L. JHONSTON	21.742	B. DEMMERY	30.442	L. JHONSTON	1:51.342	1:51.789	
11	S. PEZZETTA	26.404	M. HAMOD	32.903	P. NERLICH	21.785	L. JHONSTON	30.466	V. KNEZOVIC	1:51.366	1:52.083	
12	C. ROWNTRE	26.439	C. ROWNTRE	32.960	V. KNEZOVIC	21.789	T. MORRISON	30.483	M. HAMOD	1:51.435	1:51.653	
13	L. JHONSTON	26.512	R. LARKIN	32.994	M. HAMOD	21.803	P. NERLICH	30.490	T. MORRISON	1:51.645	1:51.650	
14	V. KNEZOVIC	26.526	J. NEWMAN	33.006	H. WATTS	21.812	H. WATTS	30.585	R. LARKIN	1:51.713	1:52.074	
15	R. LARKIN	26.554	H. WATTS	33.093	J. SIMPSON	21.839	L. KNIGHT	30.592	L. KNIGHT	1:52.051	1:52.717	
16	H. WATTS	26.570	L. KNIGHT	33.094	B. DEMMERY	21.884	R. LARKIN	30.603	H. WATTS	1:52.060	1:52.580	
17	J. NEWMAN	26.576	T. MORRISON	33.188	L. KNIGHT	22.062	J. NEWMAN	30.916	J. NEWMAN	1:52.591	1:52.681	
18	S. SFORZIN	26.606	J. SIMPSON	33.332	J. NEWMAN	22.093	S. SFORZIN	30.941	J. SIMPSON	1:52.824	1:52.824	
19	J. SIMPSON	26.692	D. MILLS	33.561	D. MILLS	22.138	J. SIMPSON	30.961	S. SFORZIN	1:53.456	1:54.071	
20	D. MILLS	26.816	S. SFORZIN	33.577	S. SFORZIN	22.332	C. MOYLAN	31.203	D. MILLS	1:54.001	1:54.045	
21	C. MOYLAN	26.993	B. QUINLAN	33.692	B. QUINLAN	22.381	R. GILBERT	31.350	C. MOYLAN	1:54.328	1:55.461	
22	R. GILBERT	27.277	C. MOYLAN	33.736	R. GILBERT	22.382	A. CAMERON	31.351	B. QUINLAN	1:54.748	1:54.904	
23	B. QUINLAN	27.311	W. NASSIF	34.103	C. MOYLAN	22.396	B. QUINLAN	31.364	R. GILBERT	1:55.132	1:55.246	
24	A. CAMERON	27.581	R. GILBERT	34.123	W. NASSIF	22.704	D. MILLS	31.486	A. CAMERON	1:56.247	1:56.438	
25	W. NASSIF	27.984	A. CAMERON	34.312	P. AGAR	22.865	W. NASSIF	32.215	W. NASSIF	1:57.006	1:57.648	
26	P. AGAR	28.995	P. AGAR	35.883	A. CAMERON	23.003	P. AGAR	33.055	P. AGAR	2:00.798	2:01.306	

\*\*\* ALL RIDERS QUALIFY \*\*\*

The results are provisional until the end of the time limit for protests and appeals.

*Scott Lang*  
Chief Timekeeper - Scott Lang

*Tom Williams*  
Race Director - Tom Williams



[www.computime.com.au](http://www.computime.com.au)  
COMPUTIME RACE TIMING SYSTEMS PTY LTD





2023

# ASBK Round 1



## World SBK Phillip Island GP Circuit 24-26 February 2023



### GRAND RIDGE BREWERY AUSTRALIAN ROUND

### AUSTRALIAN SUPERSPORT 300 CHAMPIONSHIP

Date: 24/02/23  
Event: Q01  
Weather: Sunny - Temp: 29.5C  
Track: Dry - Temp: 42.0C

Started at: 13:04:37  
Laps: 20 Min  
Starters: 26  
Posted at: 13:31

### GRID SHEET



1	26 C. SWAIN 1:49.748	25 B. GAWITH 1:49.763	32 J. RUSSO 1:49.896
2	12 H. SNELL 1:50.187	20 C. MIDDLETON 1:51.208	97 P. NERLICH 1:51.355
3	57 C. ROWNTREE 1:51.630	95 T. MORRISON 1:51.650	13 M. HAMOD 1:51.653
4	2 L. JHONSTON 1:51.789	51 S. PEZZETTA 1:51.914	11 B. DEMMERY 1:51.929
5	68 R. LARKIN 1:52.074	48 V. KNEZOVIC 1:52.083	14 H. WATTS 1:52.580
6	17 J. NEWMAN 1:52.681	222 L. KNIGHT 1:52.717	33 J. SIMPSON 1:52.824
7	15 D. MILLS 1:54.045	55 S. SFORZIN 1:54.071	87 B. QUINLAN 1:54.904
8	72 R. GILBERT 1:55.246	27 C. MOYLAN 1:55.461	88 A. CAMERON 1:56.438
9	65 W. NASSIF 1:57.648	18 P. AGAR 2:01.306	

*Scott Lang*  
Chief Timekeeper - Scott Lang

*Tom Williams*  
Race Director - Tom Williams



2023

# ASBK Round 1



**World SBK**  
**Phillip Island GP Circuit**  
**24-26 February 2023**



**GRAND RIDGE  
BREWERY**  
AUSTRALIAN ROUND

## AUSTRALIAN SUPERSPORT 300 CHAMPIONSHIP

### Qualifying

Date: 24/02/23  
Event: Q01  
Weather: Sunny - Temp: 29.5C  
Track: Dry - Temp: 42.0C


Started at: 13:04:37  
Laps: 20 Min  
Starters: 26  
Posted at: 13:31

### RACE INFORMATION

Time	Description
13:03:33	TURN 5 PIT EXIT OPEN
13:04:37	Event Start
13:24:54	Chequered Flag
13:27:22	Event Finish

\*\*\* ALL RIDERS QUALIFY \*\*\*

The results are provisional until the end of the time limit for protests and appeals.

  
.....  
Chief Timekeeper - Scott Lang

  
.....  
Race Director - Tom Williams



[www.computime.com.au](http://www.computime.com.au)  
**COMPUTIME RACE TIMING SYSTEMS PTY LTD**

